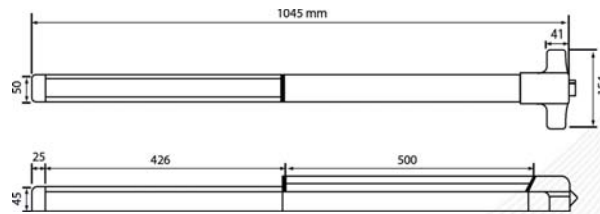


SED1501S Fire Rated Rim Exit Device



Fire Rated Rim Exit Device Series SED1501S push pad constructed of satin stainless steel 1.4301/ AISI304. Simplex exit devices have been tested and certified to comply with the latest standard BS EN 1125 and BS EN 179.

A panic application where personnel have not been trained in the location and operation of the building to escape through the doorway with minimum effort and without prior knowledge of operation. Such as public buildings, Hospitals, Schools and Commercial or Industrials facilities where a long lasting and highly durable product is required for safety and security.

Panic exit hardware plays a vital role in the building escape route and it is important to inspect and maintained properly to ensure safety all the times. Every quarterly routine maintenance should be under taken by the owner or his approved representative to ensure all components are in satisfactory and working conditions.

Specifications

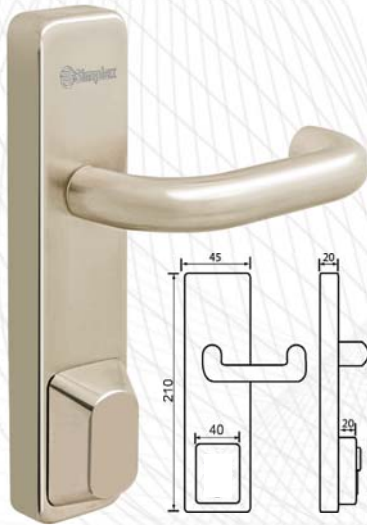
For Doors	45mm thick standard. Also usable on 35 mm to 50mm thick doors. Door Widths from 762mm - 1291mm. Please specify door size when ordering
Stile	41 mm minimum Stile
Mounting	Furnished standard with wood & machine screws
Covers	Stainless Steel
Chassis	Stainless Steel
Rail Assembly	Stainless Steel
End Cap	Stainless Steel
Hand	Non-Handed. Trim reversible
Latch Bolt	Stainless Steel 19mm throw.
Auxilliary Latch	Stainless Steel 16mm
Dogging Features	Allen key. (Not equipped on Fire Rated model.)
EN Classification	EN 1125 and EN 179 CE marked
Finish	Satin Stainless Steel

CLASSIFICATION CODE									
3	7	6	B	1	4	2	2	B	A/C


EN 1125:2008



EDA 107



EDA 108



- Designed to suit with the entire collection of Simplex SED 1500 Series of CE Compliant Exit Device.
- The effect of the Disability Discrimination Act (DDA) has resulted in an increase demand for lever operation.
- Key locks and unlocks lever as classroom function. When unlocked, the door can also be operated from outside by using the lever.
- The standard Euro Profile Single Cylinder can be keyed alike or master keyed as per the requirements.
- Suitable for doors between 40mm and 70mm thick
- Fasteners supplied are suitable for timber & metal doors.



EDA 109



- Designed to suit with the entire collection of Simplex SED 1500 Series of CE Compliant Exit Device.
- Operated by key otherwise locked always.
- Suitable for doors between 40mm and 70mm thick
- Fasteners supplied are suitable for timber & metal doors.